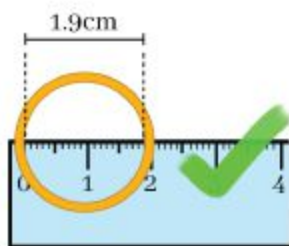
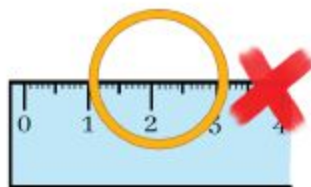
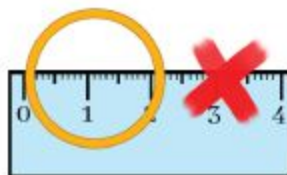
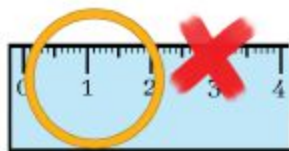


# GUIDELINES For Ring



example: 1.9cm



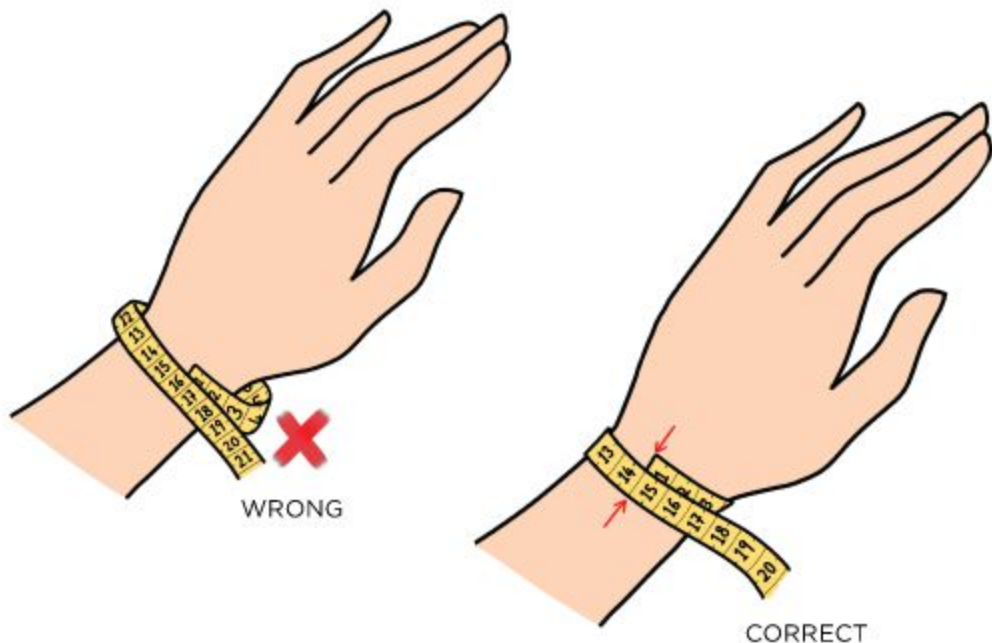
## RING

1. PLACE THE RING ON A RULER THAT HAS CENTIMETRE MEASUREMENT.
2. MEASURE THE INNER DIAMETER OF THE RING.
3. REFER TO THE RING CHART FOR YOUR SIZE.

RING SIZE	6	7	8	9	10	11	12	13	14	15	16	17	18	19	20	21	22	23	24	25	
DIAMETER	CM	1.45	1.50	1.53	1.55	1.60	1.63	1.65	1.70	1.73	1.75	1.80	1.83	1.85	1.90	1.93	1.95	2.00	2.03	2.05	2.10

# GUIDELINES

## For Bangle / Bracelet



### WRIST MEASUREMENT FOR BANGLE/BRACELET

WITH FLEXIBLE MEASURING TAPE

1. WRAP THE MEASURING TAPE AROUND YOUR WRIST (WITH NO SPACE).
2. MAKE SURE YOU READ THE MEASUREMENT FROM 0 POINT. THAT WOULD BE YOUR WRIST SIZE.
3. YOU CAN REFER TO OUR SIZE CHART FOR SUITABLE BANGLE/BRACELET SIZE BASED ON YOUR WRIST MEASUREMENT.

#### AMORA BRACELET


FULL BEADS: WRIST SIZE + 3CM  
HALF FULL BEADS: WRIST SIZE + 2CM  
NO BEADS: WRIST SIZE + 1CM

#### OTHER TYPE OF BRACELET

SMALL CHAIN: WRIST SIZE + 1CM  
MEDIUM CHAIN: WRIST SIZE + 2CM  
LARGE CHAIN: WRIST SIZE + 3CM  
\*YOU CAN ADD 0.5CM MORE, IF YOU PREFER A LOOSER FIT.

# GUIDELINES

## For Bangle / Bracelet



### WITH THIN PIECE OF PAPER, RULER AND PEN

1. CUT A THIN PIECE OF PAPER (WITH A LENGTH AROUND 20CM).
2. WRAP AROUND YOUR WRIST (WITH NO SPACE).
3. MARK A LINE WITH A PEN ON THE STRING / PIECE OF PAPER.
4. MEASURE THE MEASUREMENT BETWEEN 1ST POINT TO 2ND POINT. THAT WOULD BE YOUR WRIST SIZE.
5. YOU CAN REFER TO OUR SIZE CHART FOR SUITABLE BANGLE/BRACELET SIZE BASED ON YOUR WRIST MEASUREMENT.

#### AMORA BRACELET

FULL BEADS: WRIST SIZE + 3CM  
HALF FULL BEADS: WRIST SIZE + 2CM  
NO BEADS: WRIST SIZE + 1CM

#### OTHER TYPE OF BRACELET

SMALL CHAIN: WRIST SIZE + 1CM  
MEDIUM CHAIN: WRIST SIZE + 2CM  
LARGE CHAIN: WRIST SIZE + 3CM  
\*YOU CAN ADD 0.5CM MORE, IF YOU PREFER A LOOSE FIT.

# GUIDELINES

## *For Bangle Amora*

WRIST SIZE (CM)	BANGLE SIZE
13	4.9 - 5.1
13.5	5.1 - 5.3
14	5.3 - 5.5
14.5	5.5 - 5.7
15	5.7 - 5.9
15.5	5.8 - 6.0
16	6.0 - 6.2
16.5	6.2 - 6.4
17	6.3 - 6.5
17.5	6.5 - 6.8

\*PLEASE BE NOTED THAT THE SIZE RECOMMENDATION IS  
FOR HALF FULL TO FULL BEADS




# GUIDELINES

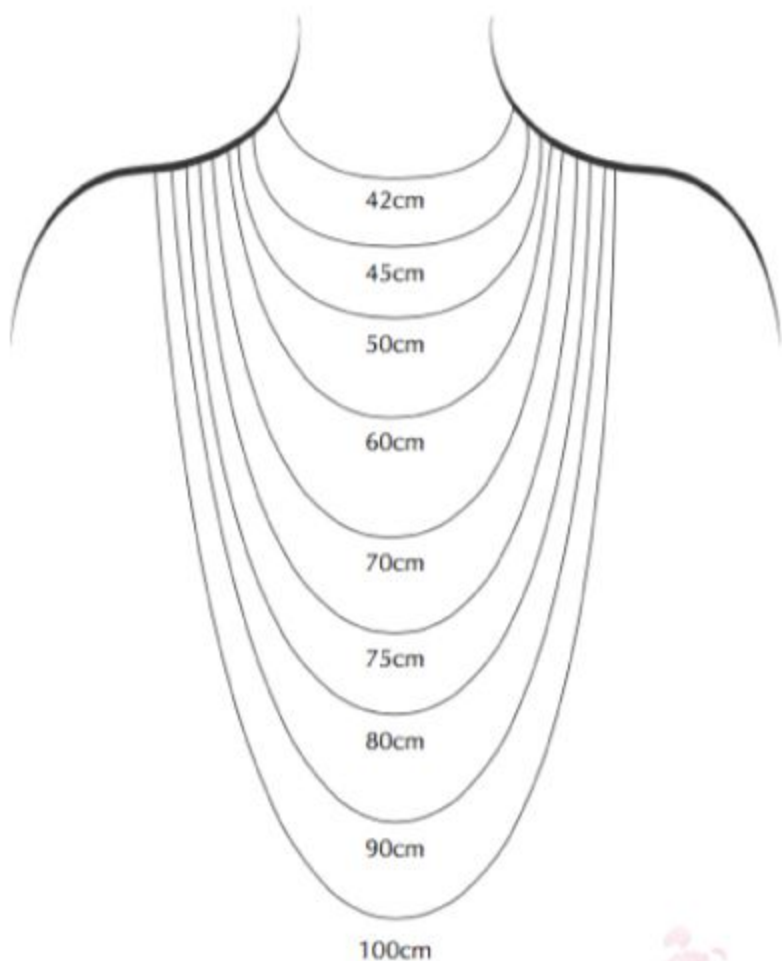
## *For Bangle*

WRIST SIZE (CM)	BANGLE SIZE
13	4.7 - 4.9
13.5	4.8 - 5.0
14	4.9 - 5.1
14.5	5.0 - 5.2
15	5.2 - 5.4
15.5	5.4 - 5.6
16	5.5 - 5.7
16.5	5.7 - 5.9
17	5.9 - 6.1
17.5	6.1 - 6.3
18	6.3 - 6.5
18.5	6.5 - 6.7

\*PLEASE BE NOTED THAT THE SIZE RECOMMENDATION  
IS FOR FIT TO WRIST BANGLE



# GUIDELINES *For Necklace*



Length CM	42	45	50	60	70	75	80	90	100
Length INCH	16.5	17.7	19.7	23.6	27.6	29.5	31.5	35.4	39.4